



SITEX

INFORMATIQUE & RÉSEAU

VIDÉO PROTECTION



ANTI INTRUSION




CONTRÔLE D'ACCÈS





Lorem Ipsum

Lorem ipsum dolor sit amet, consectetur adipiscing elit. Donec sodales augue nulla, accumsan dictum dolor ultricies vel. Cras sagittis erat non velit accumsan volutpat. Ut dignissim purus id cursus varius. Proin non facilisis enim, ac scelerisque metus. Donec sodales viverra magna, in convallis lectus semper sollicitudin. Morbi elit nibh, pulvinar sed gravida id, porta vitae dui. Nulla congue rhoncus interdum. Aliquam a arcu id velit vestibulum rhoncus. Nulla non convallis enim. Etiam eget erat vitae metus congue condimentum sit amet vitae metus. Nam non ligula imperdiet, lobortis justo ac, imperdiet orci. Aenean elementum quis neque id ultrices.



02 Logo



Flat Version
Horizontal



Web2.0 Version
Horizontal



3D Version
Horizontal



Flat Version
Vertical



Web2.0 Version
Vertical



3D Version
Vertical



03 Logo usage




Please allow adequate spacing at all times.



Please allow adequate spacing at all times.



Please allow adequate spacing at all times.



04 Typography

Univia Pro

AaBbCcDd

Paragraph font

ABCDEFGHIJKLMNOPQRSTUVWXYZ

abcdefghijklmnopqrstuvwxyz

1234567890!@#\$%^&*()_+="':?><

Thin

Lorem ipsum dolor sit amet, consectetur adipiscing elit.

Ultra Light

Lorem ipsum dolor sit amet, consectetur adipiscing elit.

Light

Lorem ipsum dolor sit amet, consectetur adipiscing elit.

Book

Lorem ipsum dolor sit amet, consectetur adipiscing elit.

Regular

Lorem ipsum dolor sit amet, consectetur adipiscing elit.

Medium

Lorem ipsum dolor sit amet, consectetur adipiscing elit.

Bold

Lorem ipsum dolor sit amet, consectetur adipiscing elit.

Black

Lorem ipsum dolor sit amet, consectetur adipiscing elit.

Ultra

Lorem ipsum dolor sit amet, consectetur adipiscing elit.



Proxima Nova

AaBbCcDd

Paragraph font

ABCDEFGHIJKLMNOPQRSTUVWXYZ

abcdefghijklmnopqrstuvwxyz

1234567890!@#\$%^&*()_+="':?><

Thin

Lorem ipsum dolor sit amet, consectetur adipiscing elit.

Light

Lorem ipsum dolor sit amet, consectetur adipiscing elit.

Regular

Lorem ipsum dolor sit amet, consectetur adipiscing elit.

Semibold

Lorem ipsum dolor sit amet, consectetur adipiscing elit.

Bold

Lorem ipsum dolor sit amet, consectetur adipiscing elit.

Extrabold

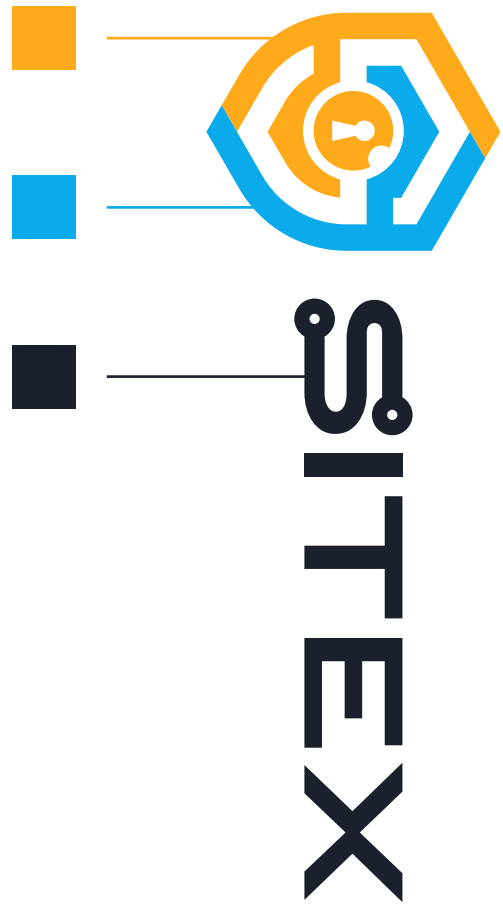
Lorem ipsum dolor sit amet, consectetur adipiscing elit.

Black

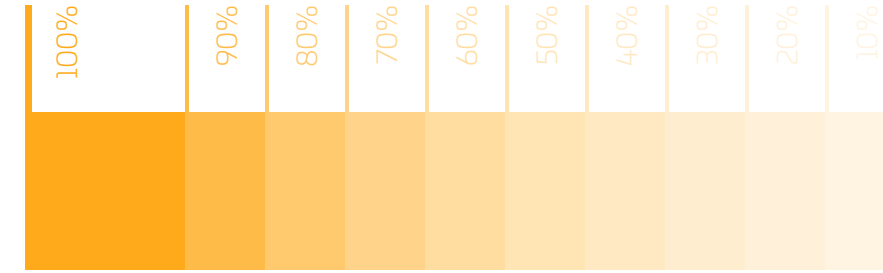
Lorem ipsum dolor sit amet, consectetur adipiscing elit.




06 Color




Hex : #FFAA1A
RGB : 255, 170, 26
CMYK : 0, 38, 98, 0




Hex : #0BABEB
RGB : 11, 171, 235
CMYK : 70, 16, 0, 0



Hex : #1B202D
RGB : 27, 32, 45
CMYK : 83, 74, 54, 66



Hex : #D3D2D2
RGB : 211, 210, 210
CMYK : 16, 13, 13, 0



RGB

(Red, Green, Blue) color mode is for anything that is computer-based design. This includes websites, apps, banner ad and any other design created for electronic use.

Raster

Raster images are made up of a set grid of dots called pixels, where each pixel is assigned a color value. Unlike a vector image, raster images are resolution dependent. When you change the size of a raster image, you shrink or stretch the pixels themselves, which can result in a significant loss of clarity and produce very blurry images.

CMYK

(Cyan, Magenta, Yellow, Black) color mode is used for print design. This includes logos, business cards, stationary, illustration, packaging and any other designs used for print.

Lossless

Lossless image formats capture all of the data of your original file. Nothing from the original file, photo, or piece of art is lost—hence the term “lossless.” The file may still be compressed, but all lossless formats will be able to reconstruct your image to its original state.

Vector

Vector images are made up of points, lines, and curves that can be infinitely scaled without any loss in image quality.

Lossy

Lossy image formats approximate what your original image looks like. For example, a lossy image might reduce the amount of colors in your image or analyze the image for any unnecessary data. These clever technical tricks will typically reduce the file size, though they may reduce the quality of your image.



JPEG/JPG

JPEG is a lossy raster format that stands for Joint Photographic Experts Group, the technical team that developed it. This is one of the most widely used formats online, typically for photos, email graphics and large web images like banner ads. JPEG images have a sliding scale of compression that decreases file size tremendously, but increases artifacts or pixelation the more the image is compressed.

AI

AI is a proprietary vector image format that stands for Adobe Illustrator. The format is based on both the EPS and PDF standards developed by Adobe. Like those formats, AI files are primarily a vector-based format, though they can also include embedded or linked raster images. AI files can be exported to both PDF and EPS files (for easy reviewing and printing), and also JPEG, PNG, GIF, TIFF and PSD (for web use and further editing).

EPS

EPS is an image format that stands for Encapsulated PostScript. Although it is used primarily as a vector format, an EPS file can include both vector and raster image data. Typically, an EPS file includes a single design element that can be used in a larger design.

PDF

PDF stands for Portable Document Format and is an image format used to display documents and graphics correctly, no matter the device, application, operating system or web browser. At its core, PDF files have a powerful vector graphics foundation, but can also display everything from raster graphics to form fields to spreadsheets. Because it is a near universal standard, PDF files are often the file format requested by printers to send a final design into production. Both Adobe Photoshop and Illustrator can export straight to PDF, making it easy to start your design and get it ready for printing.

PNG

PNG is a lossless raster format that stands for Portable Network Graphics. Think of PNGs as the next-generation GIF. This format has built-in transparency, but can also display higher color depths, which translates into millions of colors. PNGs are a web standard and are quickly becoming one of the most common image formats used online.

Lossy

TIFF is a lossless raster format that stands for Tagged Image File Format. Because of its extremely high quality, the format is primarily used in photography and desktop publishing. You'll likely encounter TIFF files when you scan a document or take a photo with a professional digital camera. Do note that TIFF files can also be used as a "container" for JPEG images. These files will be much smaller than traditional TIFF files, which are typically very large.



Brand guidelines

10 Identity Design

